

# Parent Meeting and Workshop

Phonics Screening Check – February 2026



St Martin's CE  
Primary School

# What is the Phonics Screening Check?



- The check in June is a word reading test to check children can read sounds in words accurately. It assesses phonics skills and knowledge learnt through Reception and Year 1.
- It is also designed to provide teachers with information on how your child is progressing in phonics. The information can help to make sure that your child receives any additional support promptly, should they need it so that they do not fall behind in this vital early reading skill.

# What is in the Phonics Screening Check?




- The check is a booklet which contains a total of 40 words, that are divided into two sections of 20 words. Both sections of the check contain a mixture of real words and alien words.
- Your child will read four words per page and the maximum score that can be achieved is 40 marks.

# Examples inside the check



besh



thud

quab



hang

barp



coin

# What does it check?



It checks that your child can:

- Sound out and blend graphemes to read simple words.
- Read phonically decodable one-syllable and two-syllable words, e.g. cat, sand, windmill.
- Read a selection of nonsense words which we refer to as alien words.

# What are nonsense or alien words and why are they included?



- These are words that are phonetically decodable but are not actual words with an associated meaning e.g. brip, snorb. Pseudo words are included in the check specifically to assess whether your child can decode a word using phonics skills and not their memory.
- They are shown to your child with a picture of an alien and they will be asked to read its name. This makes it a bit more fun, and provides children with a context for the word which is independent from any existing vocabulary they may have. Crucially, it does not provide any clues, so your child just has to be able to decode it.

# How and when will the check be carried out?



- The check will be administered by Miss Brookbanks – a familiar adult to the children during week beginning 8<sup>th</sup> June 2026.
- It will take place in a quiet room away from distractions.
- Before the check, there are some practice words for the children to have a go at to help familiarise themselves with the activity.
- It takes between 2 and 5 minutes – it is just like reading a book!

# What happens to the results?



- We will report your child's results to you by the end of the summer term as well as to the local authority, but the results won't be published in a league table as with SATs.
- Children progress at different speeds. If your child does not reach the required standard, then we will be in touch to discuss plans and offer additional support to ensure that your child can catch up.

# How to prepare for the check



- Within school and daily phonics lessons children are already well prepared for the check as they are taught the skills required to help them access the screening check materials.
- To assist further, encourage your child to read as much as possible at home. During the check, they are allowed to sound out to then blend the words, therefore letting you child know that they can do so when they are finding it tricky to read a particular word, is also helpful when reading to you at home.

# How can I help at home? **RWI eBooks**



A dashboard with two white cards on a green forest background. The left card has a blue school bag icon, a blue 'Homework' header, '0 to do', and 'No homework'. The right card has a green bar chart icon, a green 'Progress' header, and 'No Progress'.



**Oxford Owl eBook Library**  
My eBooks



**Read Write Inc. Phonics eBook Library**  
My eBooks






**Free Read Write Inc. eBooks selection**  
My eBooks

Special friends  
Fred talk  
Read the word

# How can I help at home?

## RWI book bag books



# How to prepare for the check



- Say each sound in the word from left to right.
- Children know and use: Special friends, Fred talk, Read the word.
- Talk about the meaning if your child does not understand the word they have read.
- Work at your child's pace.
- Always be positive and give lots of praise and encouragement.



*Any Questions?*

*Time to see it in action and  
work with your child*



St Martin's CE  
Primary School